

Future Economy & Social Israeli Trends—2025

1995...2000...2005...2015...2020...2025...2035...2045...2050...2055...2060...2065

ISRAEL



Dr. David Passig

Futurist, Bar-Ilan Univ.

Head Grad Program of Info & Communication Technologies

www.passig.com



Futures Studies

1995...2000...2005...2015...2020...2025...2035...2045...2050..2055..2060...2065



Future Industries



Future Technologies



Future Societies



Future Sciences



Future of Futures Studies

www.wfs.org
www.passig.com



Future Time Frames

1995...2000...2005...2015...2020...2025...2035...2045...2050..2055..2060...2065



- Immediate range: 0-2



- Short range: 2-5



- Mid range: 5-30



- Long range: 30-50



- Very long range: 50-100

*Dedicated to the increase
and diffusion of knowledge
concerning the future
of humanity*



Life Cycles

Forecasting the Rise and Fall of almost Anything

1995...2000...2005...2015...2020...2025...2035...2045...2050..2055..2060...2065



FIGURE 1:
Sales of Digital's VAX 11/750
Minicomputer in Europe

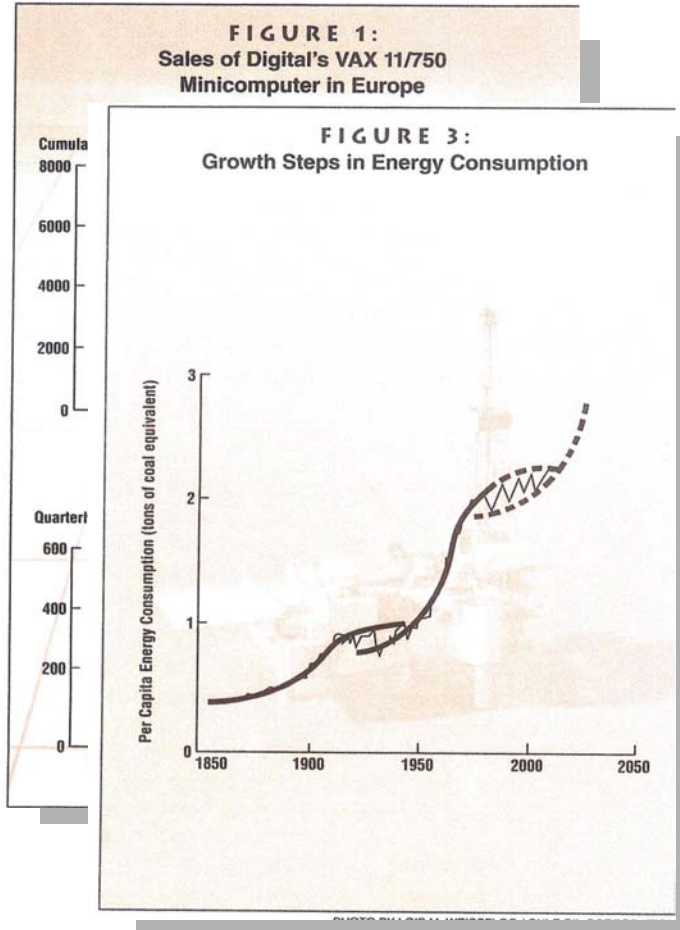
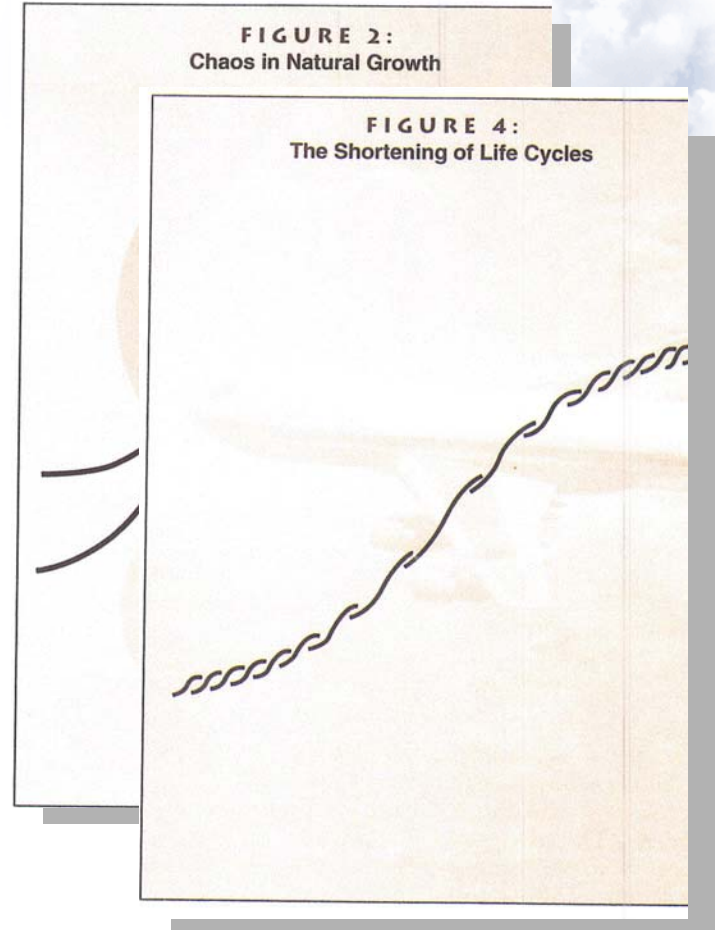


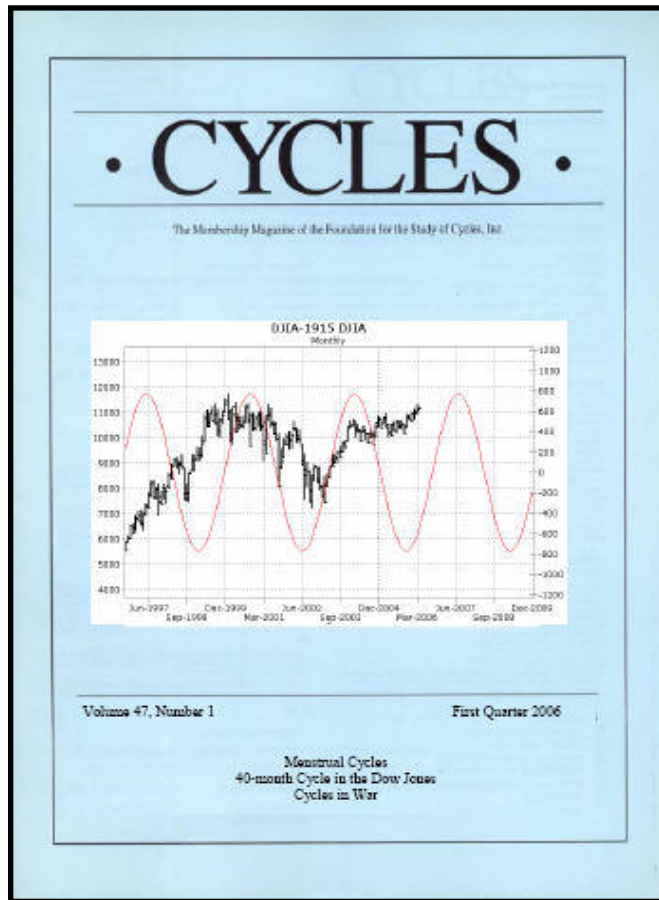
FIGURE 2:
Chaos in Natural Growth



Cycles & Series Magazines

Foundation for the study of Cycles

1995...2000...2005...2015...2020...2025...2035...2045...2050..2055..2060...2065



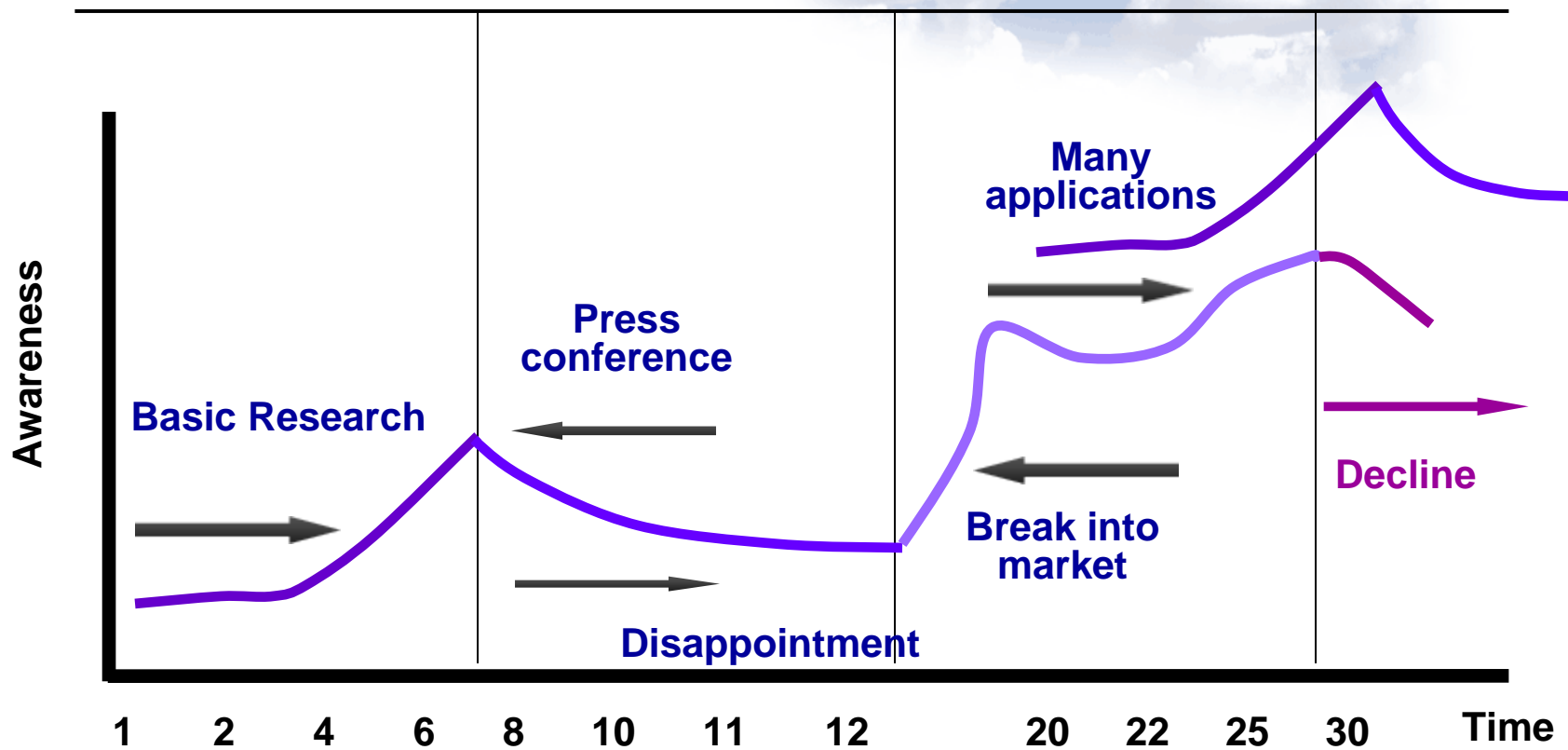
<http://cyclesmagazine.org>

www.blackwell-synergy.com



S - Model for Forecasting Technologies

1995...2000...2005...2015...2020...2025...2035...2045...2050..2055..2060...2065



Outline

1995...2000...2005...2015...2020...2025...2035...2045...2050..2055..2060...2065



Force Theory



Consuming Waves



The Fifth Wave



Global Indices



Covenant Mission

Universal Force Theory



1995...2000...2005...2015...2020...2025...2035...2045...2050..2055..2060...2065

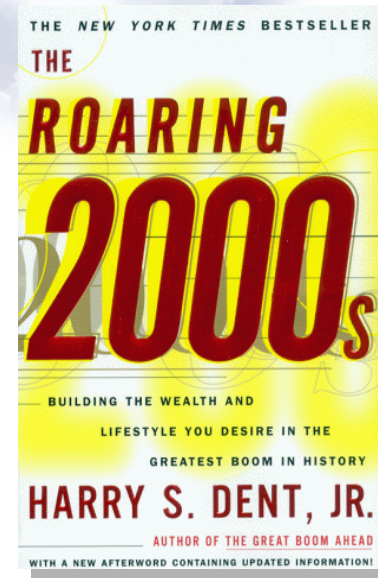
- The principle behind this methodology is to pinpoint the **driving force** responsible for generating transformation.
- It's aim is to identify the dynamics underlying the developing trends.
- These dynamics are the **hidden assumptions** behind changes.



Consuming Waves

1995...2000...2005...2015...2020...2025...2035...2045...2050...2055...2060...2065

 Birth-wave	0-24	3,111.2 3,065.1
 Innovation-wave	25-34	1,059.0 1,043.3
 Expenditures-wave	35-44	816.2 799.4
 Organization-wave	45-64	1,302.9 1,268.3
 Pension	65-90+	692.4 681.4



Israel 2006

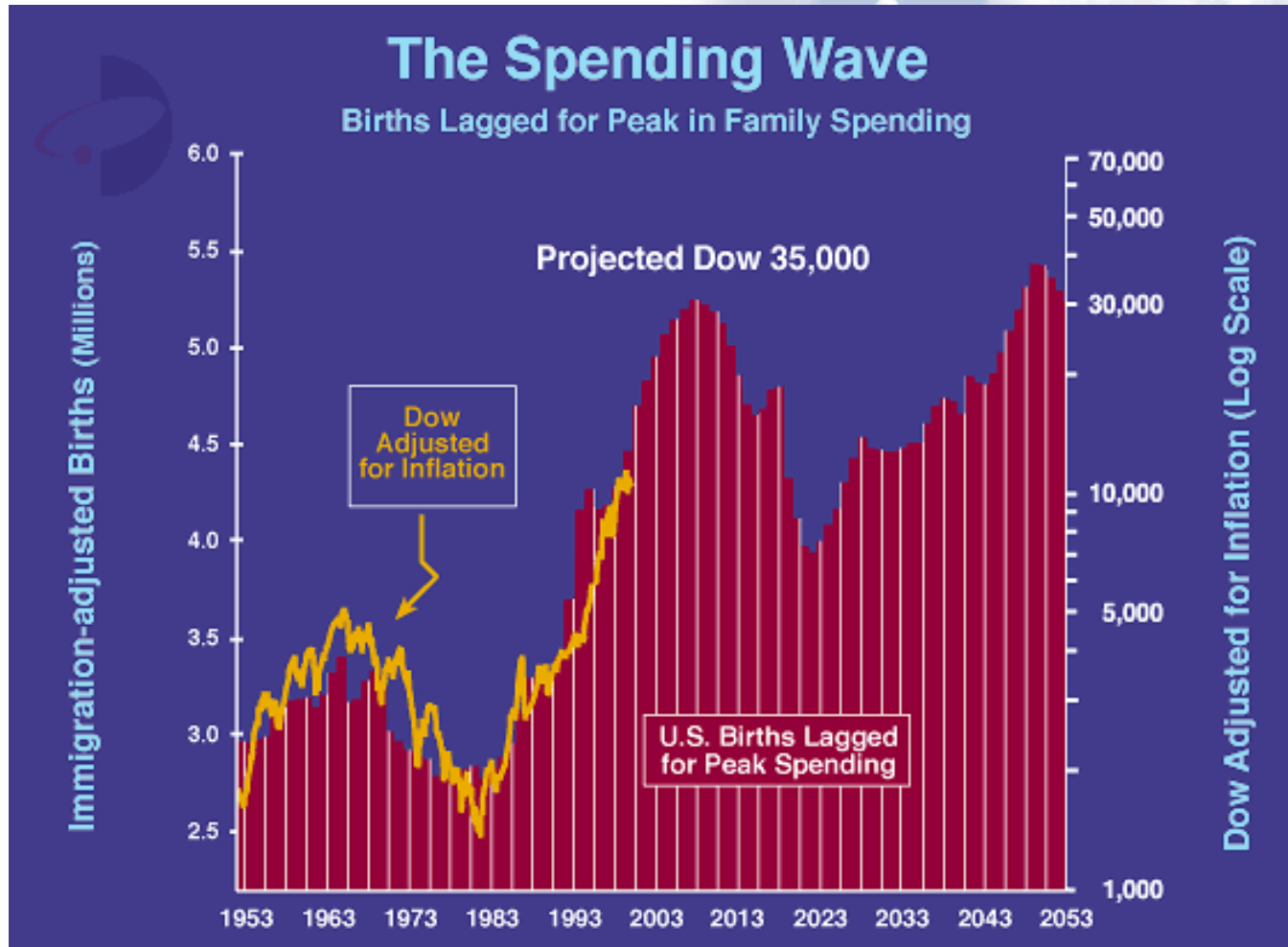
6,981.600

6,857.500



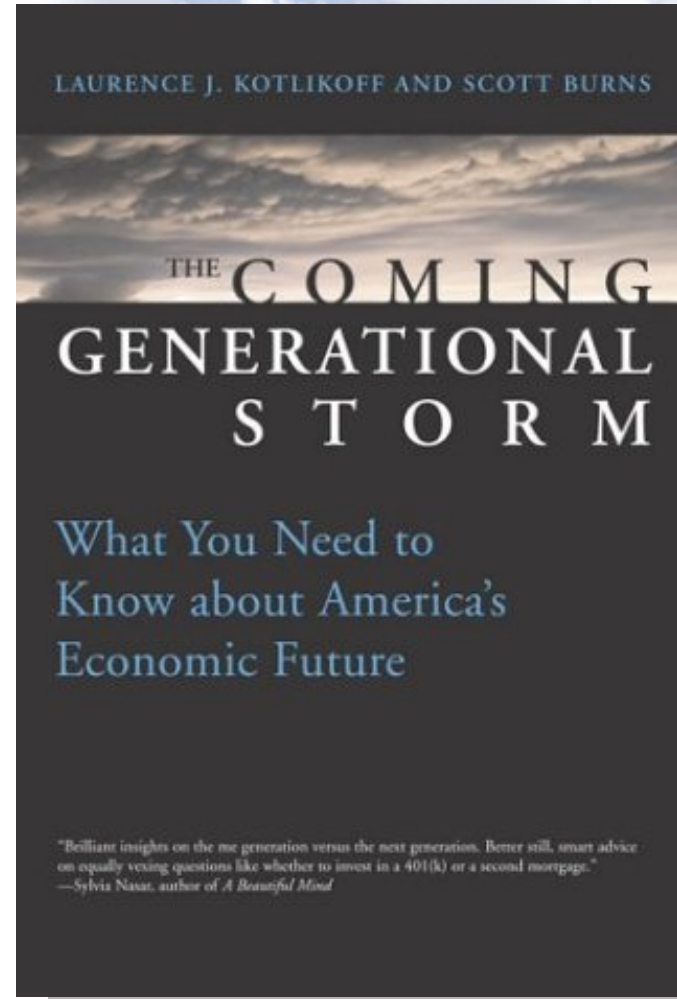
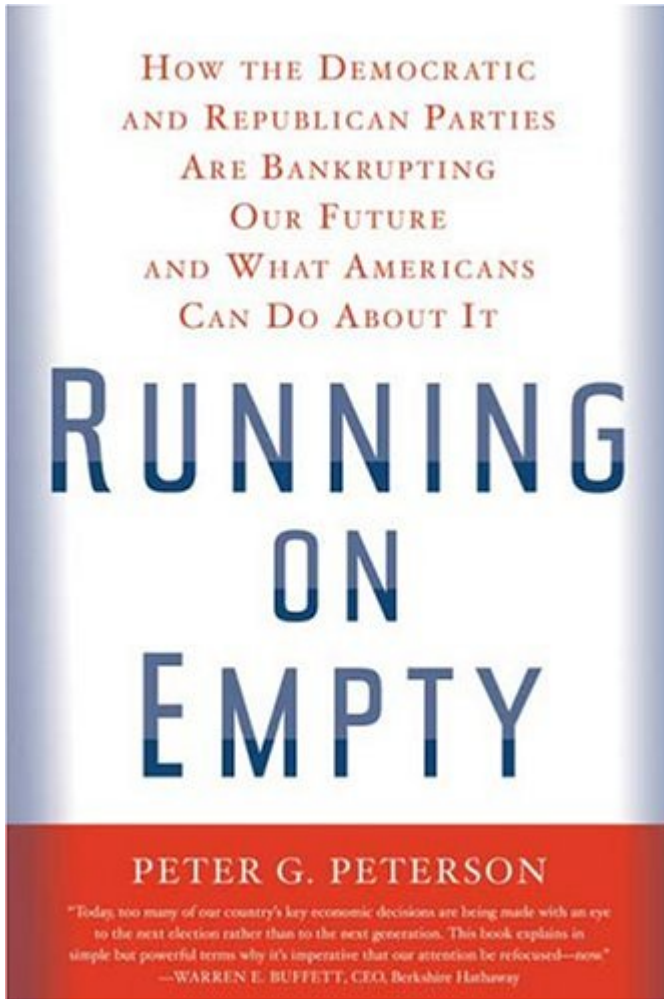
Dent Curve

1995...2000...2005...2015...2020...2025...2035...2045...2050...2055...2060...2065



New Books 2004

1995...2000...2005...2015...2020...2025...2035...2045...2050...2055...2060...2065



5 Development Waves

1995...2000...2005...2015...2020...2025...2035...2045...2050...2055...2060...2065

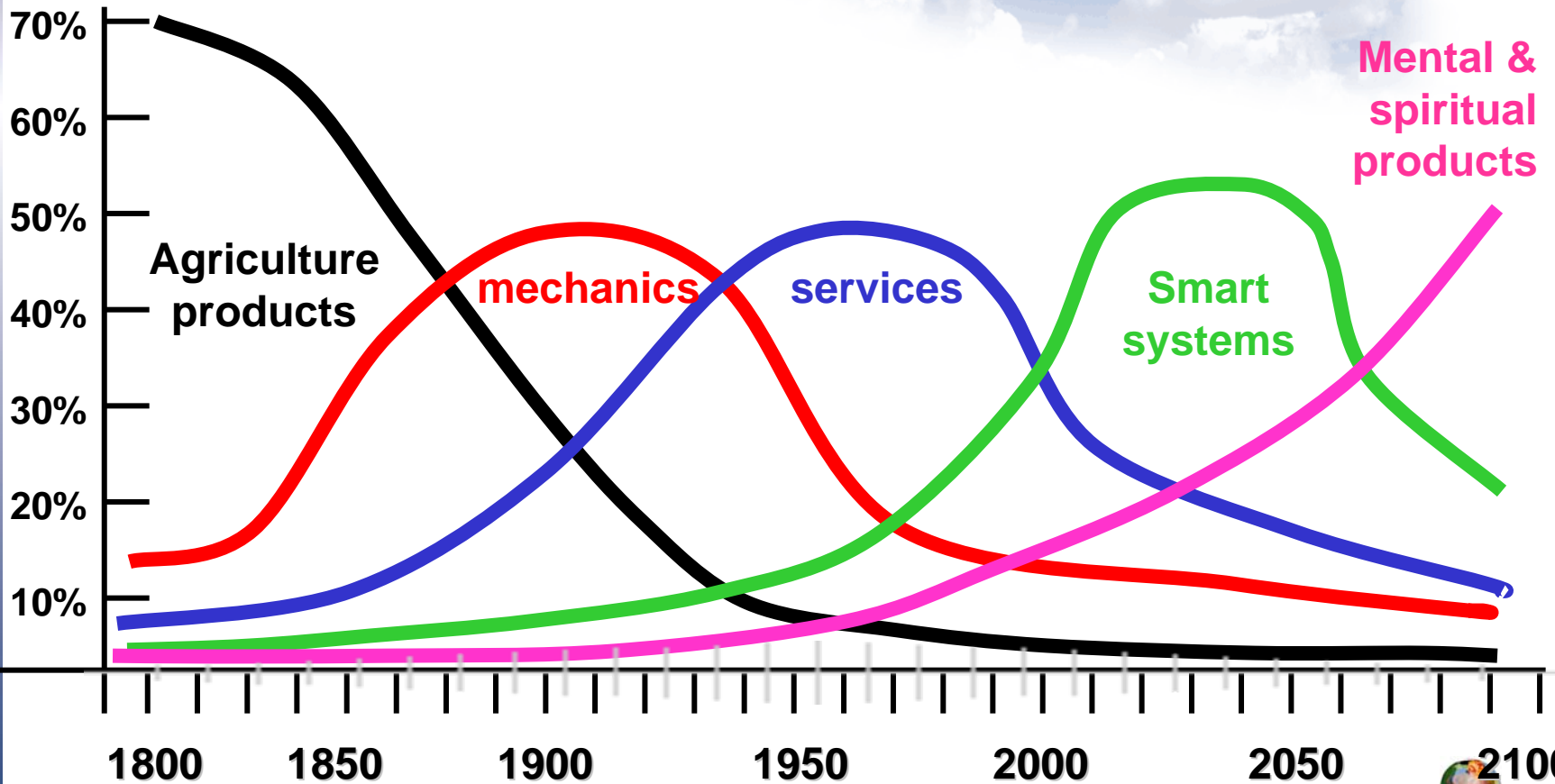
Agrarian

Industrial

Information

Knowledge

Existential



Globalization Index

1995...2000...2005...2015...2020...2025...2035...2045...2050...2055...2060...2065

ForeignPolicy suggests an extensive guide that describes the state of Globalization within **62** most developed and economically powerful nations.



They found, through a methodology of **reverse engineering**, that **four** measurements point to the globalized character of a nation and how well it is doing with other nations.



Measurements

95...2000...2005...2015...2020...2025...2035...2045...2050..2055..2060...2065



Technology: Number of internet users, Internet hosts, and secure servers

Political Engagement: Number of memberships in Int. organizations, UN Security Council missions in which each country participates, and hosted foreign embassies

Personal Contact: Int. Travel & tourism, Int. telephone traffic, and cross-border transfers

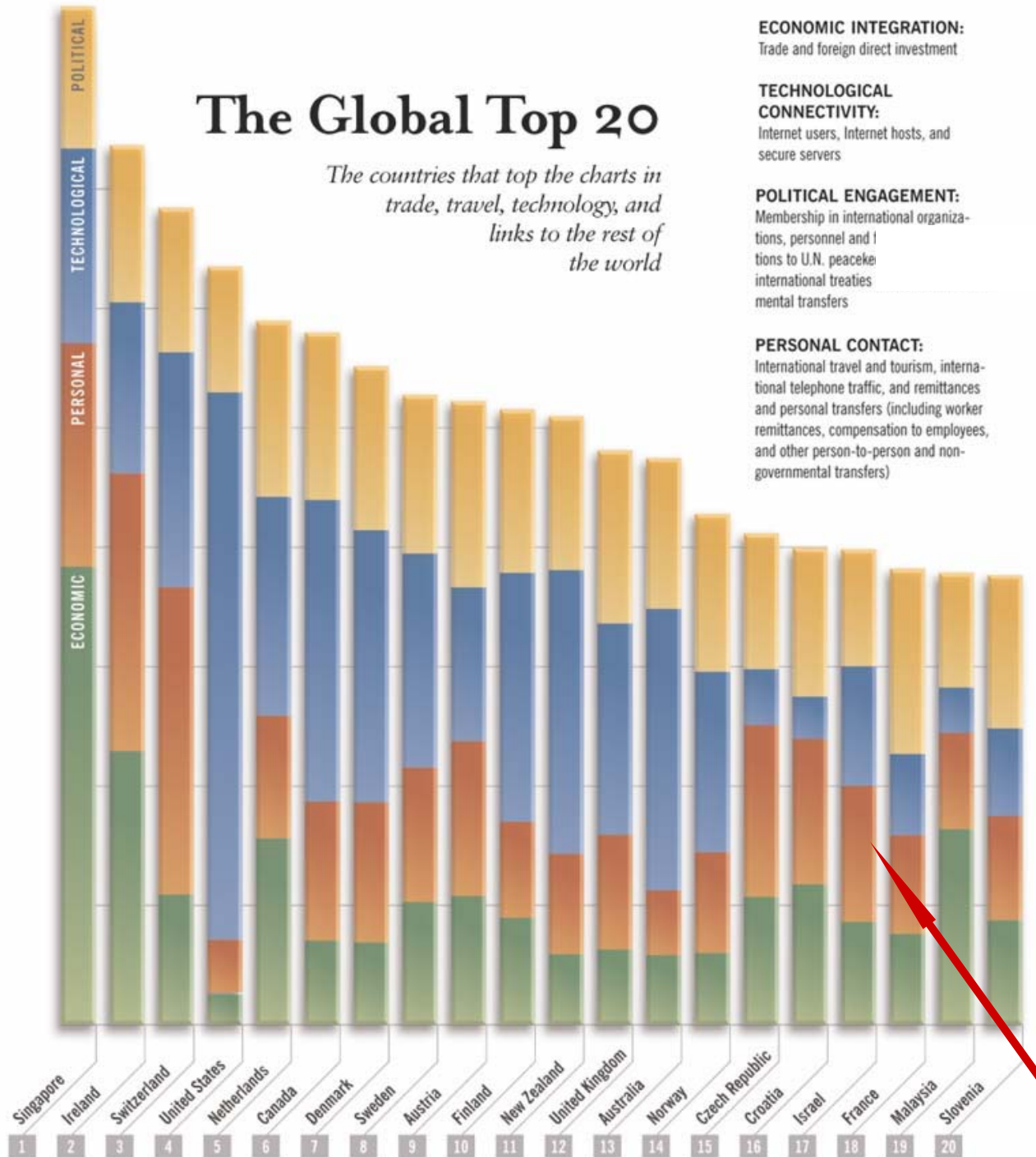
Economic Integration: Trade, foreign direct investment & portfolio capital flows, and income payments and receipts





The Global Top 20

The countries that top the charts in trade, travel, technology, and links to the rest of the world



ECONOMIC INTEGRATION:

Trade and foreign direct investment

TECHNOLOGICAL CONNECTIVITY:

Internet users, Internet hosts, and secure servers

POLITICAL ENGAGEMENT:

Membership in international organizations, personnel and relations to U.N. peacekeeping international treaties mental transfers

PERSONAL CONTACT:

International travel and tourism, international telephone traffic, and remittances and personal transfers (including worker remittances, compensation to employees, and other person-to-person and non-governmental transfers)

Globalization Index 2005



Opacity Index

1995...2000...2005...2015...2020...2025...2035...2045...2050..2055..2060...2065

PriceWaterhouseCoopers developed a global index that measures the impact of business, economic, legal and ethical opacity on the cost of capital in **35** countries worldwide



Opacity: The lack of clear, accurate, formal, easily discernible, and widely accepted business practices.



A policy tool: O-Factor

1995...2000...2005...2015...2020...2025...2035...2045...2050...2055...2060...2065

Using this tool, policy makers and investors can identify the specific incremental borrowing costs imposed by opacity in the following 5 areas:

CLEAR Factors

- **Corruption**
- **Legal protections**
- **Macro-Economic policies**
- **Corporate Accounting**
- **Government Regulations**



Opacity Index 2004

1995...2000...2005...2015...2020...2025...2035...2045...2050...2055...2060...2065

Country	Corruption	Opacity Factor	Extra Tax equivalent %
Singapore	1	1	0%
UK	2	4	12%
Israel	3	9	20%
Japan	4	16	30-35%
USA	5	2	5%
Hong Kong	6	5	15%
Italy	7	7	19%
Chile	8	3	7%



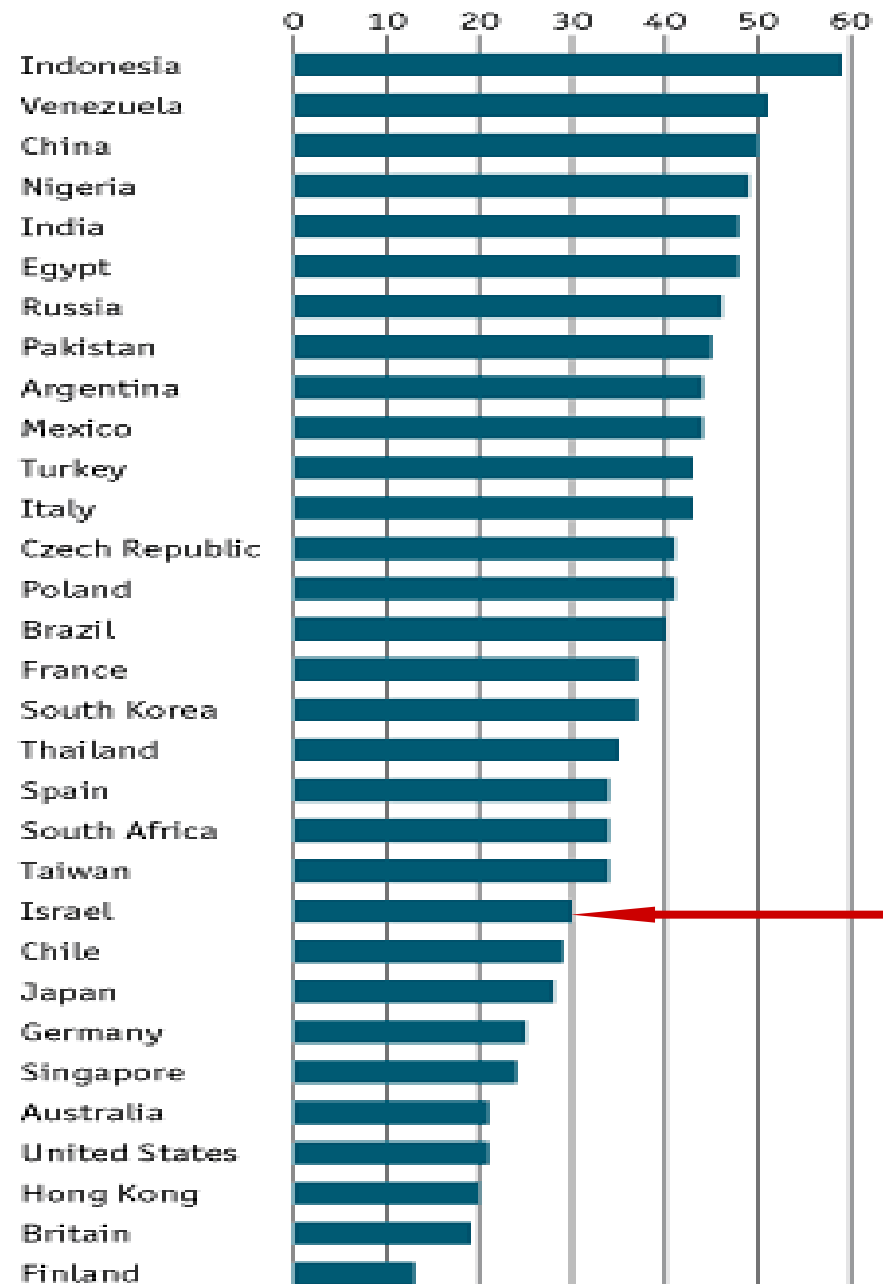
Opacity Index 2004

1995...2000...2005...2015...2020...



The opacity index

2004, 100=complete opacity



Sources: Kurtzman Group; Milken Institute

Covenant Mission

1995...2000...2005...2015...2020...2025...2035...2045...2050..2055..2060...2065

A nation **cannot** exist long enough without a collective **covenant of a mission!**

The establishment of Israel was based on a **covenant of destiny** drawing from millennia of Jewish history.

The people of Israel will be able to generate a new covenant of mission for a “**viable Jewish modern and democratic**” state only after the majority of the Jewish people will reside in Israel.



Contact

1995...2000...2005...2015...2020...2025...2035...2045...2050..2055..2060...2065

Dr. David Passig, Futurist, Bar Ilan U.
Head Grad Program of Info. & Communication Tech.

www.passig.com



david@passig.com

